

Overview

Shape the Future of QuickSpecs – Your Input Matters

HPE Aruba Networking 570 Series Outdoor Access Points

High-performance Wi-Fi 6 (802.11ax) for outdoor and hazardous location environments

Weatherproof and temperature hardened, HPE Aruba Networking 570 Series Outdoor Access Points deliver the highest Wi-Fi 6 performance in outdoor and environmentally challenging locations. The high-performance and high power 570 series access points deliver maximum capacity and range. It delivers 4x4:4SS MU-MIMO capability, HPE Aruba Networking's advanced ClientMatch and integrated Bluetooth to enable HPE Aruba Networking location services.

Purpose-built to survive in the harshest outdoor environments, the 570 series access points withstand exposure to extreme high and low temperatures, persistent moisture and precipitation, and are fully sealed to keep out airborne contaminants. All electrical interfaces include industrial strength surge protection.

HPE Aruba Networking Wi-Fi 6 access points provide high-performance connectivity in dense mobile and IoT environments. With maximum aggregate on air data rates of 3 Gbps (HE80/HE40), the 570 series access points deliver the speed and reliability needed for demanding environments.



Standard Features

Incredible Efficiency

The 570 series access points are designed to optimize user experience by maximizing Wi-Fi efficiency and dramatically reducing airtime contention between clients.

Features include Uplink and Downlink Orthogonal Frequency Division Multiple Access (OFDMA), Downlink Multi-User MIMO (MU-MIMO) and cellular co-location. With up to 4 spatial stream and 160 MHz channel capability, the 570 series provides groundbreaking wireless capabilities for any application.

Advantages of OFDMA

This capability allows HPE Aruba Networking Wi-Fi 6 access points to handle multiple Wi-Fi 6 enabled client simultaneously on a single radio. Channel utilization is optimized by handling each transaction by matching allocated bandwidth in a channel to the offered user load. These sub divisions of the channel are referred to as Resource Units (RU).

Multi-User MIMO (MU-MIMO)

The 570 Series access points support downlink MU-MIMO similar to Wi-Fi 5 (802.11ac Wave 2) access points. With the introduction OFDMA in Wi-Fi 6 the overhead for this capability is reduced and MU-MIMO effectiveness is substantially improved for large client counts.

Wi-Fi 6 and MU-MIMO aware client optimization

HPE Aruba Networking's patented AI powered ClientMatch technology ensures that all clients are attached to their best serving access point. Session metrics, network metrics, applications and client type are used to identify and maintain the best connection.

Advanced Cellular Coexistence (ACC)

The ACC feature uses built in filtering to automatically minimize the impact of interference of high power cellular base stations, in building distributed antenna systems as well as small cell and femtocell equipment.

Intelligent Power Monitoring (IPM)

HPE Aruba Networking access points continuously monitor and report hardware energy consumption. Access points can be configured to enable or disable capabilities based on the available PoE power—ideal when wired switches have exhausted their power budget.

IoT Platform Capabilities

HPE Aruba Networking Wi-Fi 6 access points include an integrated Bluetooth 5 and 802.15.4 radio (for Zigbee support) to simplify deploying and managing IoT-based location services, asset tracking services, security solutions and IoT sensors. This allows organizations to leverage the 570 series as an IoT platform, which eliminates the need for an overlay infrastructure and additional IT resources.

Target Wake Time (TWT)

Ideal for IoT solutions that communicate infrequently, this Wi-Fi 6 capability allows IoT devices to use 802.11ax protocol. TWT coordinates with client devices to allow them to sleep for extended periods and use shorter wake times to communicate before returning to sleep. This substantially extends the useful operating life of Wi-Fi 6 based battery powered sensors.



Standard Features

HPE Aruba Networking Secure Infrastructure

The HPE Aruba Networking 570 Series is an integral part of HPE Aruba Networking's Zero Trust security approach to help protect user authentication and wireless traffic. Select capabilities include:

WPA3 and Enhanced Open

With the introduction of WPA3 and Enhanced Open, a Wi-Fi 6 certified client will never send unencrypted traffic over the air. Even with an open authenticated network, Enhanced Open still provides strong encryption over the air.

In all Wi-Fi 6 user sessions, each user is uniquely encrypted and if they disconnect and reconnect, the encryption changes from session to session.

WPA2-MPSK

MPSK enables simpler passkey management for WPA2 devices – should the Wi-Fi password on one device change, no additional changes are needed for other devices. This feature is enabled when networks are deployed with ClearPass Policy Manager.

VPN Tunnels

In remote access point (RAP) and IAP-VPN deployments, the HPE Aruba Networking 570 Series can be used to establish a secure SSL/IPSec VPN tunnel to a Mobility Controller that is configured as a VPN concentrator.

Trusted Platform Module (TPM)

For enhanced device assurance, all HPE Aruba Networking access points have an installed TPM for secure storage of credentials, keys and boot code.

Simple and Secure Access

To simplify policy enforcement, the 570 series uses HPE Aruba Networking's Policy Enforcement Firewall (PEF) to encapsulate all traffic from the access point to the Mobility Controller (gateway) for end-to-end encryption and inspection. Policies are applied based on context including user role, device type, application, and location. This reduces the manual configuration of SSIDs, VLANs, and ACLs. PEF also serves as the underlying technology for HPE Aruba Networking Dynamic Segmentation.

Flexible Operation and Management

Our unified access points can operate as standalone access points or with a gateway for greater scalability, security, and manageability. Access points can be deployed using Zero Touch Provisioning—without on-site technical expertise—for ease of implementation in branch offices and for remote work.

HPE Aruba Networking access points can be managed using cloud-based or on-premises solutions for any campus, branch, or remote work environment.

HPE Aruba Networking Central provides a single pane of glass for overseeing every aspect of wired and wireless LANs, WANs, and VPNs. AI-powered analytics, end-to-end orchestration and automation, and advanced security features are built natively into the solution.



Standard Features

Additional Wi-Fi Features

- Transmit Beamforming (TxBF)
Increased signal reliability and range
 - Dynamic Frequency Selection (DFS)
Optimized use of available RF spectrum
 - Maximal Ratio Combining (MRC)
Improved receiver performance for multi antenna access points
 - Cyclic Delay/Shift Diversity (CDD/CSD)
Enable use of multiple transmit antennas
 - Space-Time Block Coding (STBC)
Increased connection robustness
 - Low-Density Parity Check (LDPC)
High performance error detection and correction coding for enhanced receiver performance.
-



Configuration Information

BTO Models

Remarks	Description	SKU
574 Unified Outdoor Access Points		
1	HPE Aruba Networking AP-574 (RW) 802.11ax 2x2/4x4 Dual Radio 6xNf Connectorized Outdoor AP	R4H12A
2	HPE Aruba Networking AP-574 (US) 802.11ax 2x2/4x4 Dual Radio 6xNf Connectorized Outdoor AP	R4H13A
3	HPE Aruba Networking AP-574 (EG) 802.11ax 2x2/4x4 Dual Radio 6xNf Connectorized Outdoor AP	R4H09A
4	HPE Aruba Networking AP-574 (IL) 802.11ax 2x2/4x4 Dual Radio 6xNf Connectorized Outdoor AP	R4H10A
5	HPE Aruba Networking AP-574 (JP) 802.11ax 2x2/4x4 Dual Radio 6xNf Connectorized Outdoor AP	R4H11A
6	HPE Aruba Networking AP-574 (ID) Dual Radio 4x4/2x2 802.11ax Connectorized Outdoor Access Point	S5D98A
575 Unified Outdoor Access Points		
1	HPE Aruba Networking AP-575 (RW) 802.11ax 2x2/4x4 Dual Radio Integrated Omni Antennas Outdoor AP	R4H17A
2	HPE Aruba Networking AP-575 (US) 802.11ax 2x2/4x4 Dual Radio Integrated Omni Antennas Outdoor AP	R4H18A
3	HPE Aruba Networking AP-575 (EG) 802.11ax 2x2/4x4 Dual Radio Integrated Omni Antennas Outdoor AP	R4H14A
4	HPE Aruba Networking AP-575 (IL) 802.11ax 2x2/4x4 Dual Radio Integrated Omni Antennas Outdoor AP	R4H15A
5	HPE Aruba Networking AP-575 (JP) 802.11ax 2x2/4x4 Dual Radio Integrated Omni Antennas Outdoor AP	R4H16A
6	HPE Aruba Networking AP-575 (ID) Dual Radio 4x4/2x2 802.11ax Int Omni Ants Outdoor Access Point	S5D93A
577 Unified Outdoor Access Points		
1	HPE Aruba Networking AP-577 (RW) Dual Radio 2x2/4x4 802.11ax Integ Directional Ant Outdoor AP	R4H22A
2	HPE Aruba Networking AP-577 (US) Dual Radio 2x2/4x4 802.11ax Integ Directional Ant Outdoor AP	R4H23A
3	HPE Aruba Networking AP-577 (EG) Dual Radio 2x2/4x4 Wi-Fi 6 Internal Directional Outdoor AP	R4H19A
4	HPE Aruba Networking AP-577 (IL) Dual Radio 2x2/4x4 802.11ax Integ Directional Ant Outdoor AP	R4H20A
5	HPE Aruba Networking AP-577 (JP) Dual Radio 2x2/4x4 802.11ax Integ Directional Ant Outdoor AP	R4H21A
6	HPE Aruba Networking AP-577 (ID) Dual Radio 4x4/2x2 802.11ax Integrated Directional Ants Outdoor AP	S5D94A
574 TAA Unified Outdoor Access Points		
1	HPE Aruba Networking AP-574 (RW) TAA 802.11ax 2x2/4x4 Dual Radio 6xNf Connectorized Outdoor AP	R4H27A
2	HPE Aruba Networking AP-574 (US) TAA 802.11ax 2x2/4x4 Dual Radio 6xNf Connectorized Outdoor AP	R4H28A
3	HPE Aruba Networking AP-574 (EG) TAA 802.11ax 2x2/4x4 Dual Radio 6xNf Connectorized Outdoor AP	R4H24A
4	HPE Aruba Networking AP-574 (IL) TAA 802.11ax 2x2/4x4 Dual Radio 6xNf Connectorized Outdoor AP	R4H25A
5	HPE Aruba Networking AP-574 (JP) TAA 802.11ax 2x2/4x4 Dual Radio 6xNf Connectorized Outdoor AP	R4H26A
575 TAA Unified Outdoor Access Points		
1	HPE Aruba Networking AP-575 (RW) TAA Dual Radio 2x2:2/4x4:4 802.11ax Integrated Omni Ant Outdoor AP	R4H32A
2	HPE Aruba Networking AP-575 (US) TAA Dual Radio 2x2:2/4x4:4 802.11ax Integrated Omni Ant Outdoor AP	R4H33A
3	HPE Aruba Networking AP-575 (EGF1) TAA Dual Radio 2x2/4x4 Wi-Fi 6 Internal Omni Outdoor Access Point	R4H29A

Configuration Information

4	HPE Aruba Networking AP-575 (ILF1) TAA Dual Radio 2x2/4x4 Wi-Fi 6 Internal Omni Outdoor Access Point	R4H30A
5	HPE Aruba Networking AP-575 (JP) TAA Dual Radio 2x2:2/4x4:4 802.11ax Integrated Omni Ant Outdoor AP	R4H31A

577 TAA Unified Outdoor Access Points

1	HPE Aruba Networking AP-577 (RWF1) TAA Dual Radio 2x2/4x4 Wi-Fi 6 Internal Directional Outdoor AP	R4H37A
2	HPE Aruba Networking AP-577 (USF1) TAA Dual Radio 2x2/4x4 Wi-Fi 6 Internal Directional Outdoor AP	R4H38A
3	HPE Aruba Networking AP-577 (EGF1) TAA Dual Radio 2x2/4x4 Wi-Fi 6 Internal Directional Outdoor AP	R4H34A
4	HPE Aruba Networking AP-577 (ILF1) TAA Dual Radio 2x2/4x4 Wi-Fi 6 Internal Directional Outdoor AP	R4H35A
5	HPE Aruba Networking AP-577 (JPF1) TAA Dual Radio 2x2/4x4 Wi-Fi 6 Internal Directional Outdoor AP	R4H36A

Configuration Rules

Rule #	Description	SKU
1	Available everywhere except US, Israel, Egypt, Indonesia and Japan. Partners must have an SOT (Cross border agreement).	
2	Available in US only. Partners must have an SOT (Cross border agreement).	
3	Available in Egypt only. Partners must have an SOT (Cross border agreement).	
4	Available in Israel only. Partners must have an SOT (Cross border agreement).	
5	Available in Japan only. Partners must have an SOT (Cross border agreement).	
6	Available in Indonesia only. Partners must have an SOT (Cross border agreement).	

Notes: OCA Only Model Selection Form - HPE Aruba Networking > Wireless > Access Points > Outdoor / Rugged: HPE Aruba Networking 570 Series Access Points

Mounting Accessories

Remarks	Description	SKU
	AP Mount Kits	
	For 574, 575, 577 Std (Min 0 // max 1) User Selection (min 0 // max 1)	
	HPE Aruba Networking AP-OUT-MNT-V1A Outdoor AP Long Arm Pole/Wall Mounting Bracket	R9H97A
	HPE Aruba Networking AP-270-MNT-V2 Outdoor AP Short Arm Pole/Wall Mounting Bracket	JW053A
	HPE Aruba Networking AP-270-MNT-H1 Outdoor AP Hanging One-Way Tilt Pole/Wall Mounting Bracket	JW054A
	HPE Aruba Networking AP-270-MNT-H2 Outdoor AP Flush Wall Mounting Bracket	JW055A
	HPE Aruba Networking AP-270-MNT-H3 Outdoor AP Hanging Dual-Tilt Pole/Wall Mounting Bracket	R6W11A

Notes: **For 574:**

- V2 bracket most often with AP-574. Leaves chassis 7.5 cm (3") from mounting asset
- H1 bracket most often used for hanging from inclined or horizontal structure.
- The AP-37x chassis does not ship with bracket.

For 575:

- V1A bracket most often used for pole mount.
- V2 bracket most often used for wall mount.
- H1 bracket most often used for hanging from inclined or horizontal structure.
- The AP-37x chassis does not ship with bracket

For 577:

- H1 bracket most often with AP-577 for mounting to a wall. Allows chassis tilt.
- V1A and V2 brackets can be used but will result in the AP-577 pointing down.
- The AP-37x chassis does not ship with bracket.



Configuration Information

Power Options

Rule #	Description	SKU
	PoE Power Options	
	For 574, 575, 577 Std (Min 0 // max 1) User Selection (min 0 // max 1)	
	HPE Aruba Networking PD-9501-5GCO-AC 60W 802.3bt Smart Rate Otdr Surge Protection Midspan Injector	R7T40A
	HPE Aruba Networking PD-9501-5GCO-DC 60W 802.3bt Smart Rate Otdr Surge Protection Midspan Injector	R7T41A
*	HPE Aruba Networking AP-POE-ATSR 1-Port Smart Rate 802.3at 30W Midspan Injector	R6P67A
*	HPE Aruba Networking AP-POE-BTSR 1-Port Smart Rate 802.3bt 60W Midspan Injector	R1C73A
Notes:	<ul style="list-style-type: none">– *If this Power Injector is selected, bring in (Min 1 // Max 1) Localized power cord based on the Localization Menu– Indoor Injector provides no surge protection– Indoor injector requires indoor AC power cord– AP-57X may be powered by PoE Only– Power Cord for JW630A, R7T40A, R7T41A should be provided by installer	
	<ul style="list-style-type: none">– R7T40A and R7T41A do not include a power cord, power cord must be constructed by installer using the included power connector parts and assembled per the user guide by a certified installer	
	Power Injector Mounts	
	For 574, 575, 577 Std (Min 0 // max 1) User Selection (min 0 // max 1)	
	HPE Aruba Networking PD-MOUNT-OD Outdoor PoE Midspan Injectors Pole/Mast Mount Kit	JW620A
Notes:	This is optional but recommended for outdoor injectors	

Antennas

Remarks	Description	SKU
	5.0 GHz Antennas	
	For 574 Std (Min 0 // max 4) User Selection (min 0 // max 4)	
*	HPE Aruba Networking ANT-2x2-5005 Pair 5GHz 5dBi Omni N-type Direct Mount Outdoor Antennas	JW026A
*	HPE Aruba Networking ANT-2x2-5010 Pair 5GHz 10dBi Omni N-Type Direct Mount Outdoor Antennas	JW027A
	HPE Aruba Networking ANT-4x4-5314 5.15-5.9GHz 14dBi Dual Pol MIMO Hi Gain Dir N-Type Outdoor Ant	JX988A
	HPE Aruba Networking ANT-4x4-D707 Dual-Band 60x60deg 7dBi Panel V/H/+/-45 4 Element MIMO Outdoor Ant	SOA65A
Notes:	<ul style="list-style-type: none">– *Must select Qty 0 or Qty 2– All antennas defined for AP-574 ship with bracket– ANT-2x2-5005, ANT-2x2-5010 are usually direct connect– Radio 0 (5.0 GHz) has 4 connectors– Other antennas are N-type female connectorized	
	2.4 GHz Antennas	
	For 574 Std (Min 0 // max 2) User Selection (min 0 // max 2)	
	HPE Aruba Networking ANT-2x2-2005 Pair 2.4GHz 5dBi Omni N-type Direct Mount Outdoor Antennas	JW023A
	HPE Aruba Networking ANT-2x2-2314 2.4GHz 14dBi Dual Pol MIMO High Gain Dir N-Type Outdoor Antennas	JW024A



Configuration Information

HPE Aruba Networking ANT-2x2-2714 2.4G 14dBi 70deg Sector Dual Pol MIMO N-type Outdoor Antennas JW025A

HPE Aruba Networking ANT-4x4-D707 Dual-Band 60x60deg 7dBi Panel V/H/+/-45 4 Element MIMO Outdoor Ant SOA65A

- Notes:**
- All antennas defined for AP-574 ship with bracket
 - ANT-2x2-2005 is usually direct connect
 - ANT-4X4-D707 on 2.4Ghz radios will only use 2 connectors
 - Radio 1 (2.4 GHz) has 2 connectors
 - Other antennas are N-type female connectorized

Cables

RF Cables

For 574 Std (Min 0 // max 6) User Selection (min 0 // max 6)

HPE Aruba Networking AP-CBL-1 10ft(3m) Nm to Nf Outdoor Rated RF Cable JW070A

HPE Aruba Networking ANT-CBL-1 1m Nm to Nm Flexible Outdoor Rated RF Cable JW068A

HPE Aruba Networking ANT-CBL-2 2m Nm to Nm Flexible Outdoor Rated RF Cable JW069A

HPE Aruba Networking AFC7DL03-00 3m Nm to Nm Outdoor Rated RF Cable JW064A

HPE Aruba Networking AFC7DL04-00 4m Nm to Nm Outdoor Rated RF Cable JW065A

- Notes:**
- AP-CBL-1 (JW070A) is an RF extension cable only
 - Radio 0 has 4 connectors
 - Radio 1 has 2 connectors
 - No cables required for direct connect omnis

Accessories

Remarks	Description	SKU
	Lightning Surge Arrestor	
	For 574 Std (Min 0 // max 6) User Selection (min 0 // max 6)	
	HPE Aruba Networking AP-LAR-1 Nm to Nf Outdoor DC to 6 GHz In-line Coaxial Lightning Arrestor	JW061A
Notes:	<ul style="list-style-type: none"> – Not required unless RF cables are longer than 2m in length – When used these are ordered in groups of 4 for the 5Ghz radio – When used these are ordered in groups of 2 for the 2.4Ghz radio 	
	Spare Items	
	Std (Min 0 // max 99) User Selection (min 0 // max 99)	
Notes:	Spares of items that are shipped with the AP-570 chassis.	
	HPE Aruba Networking Otdr AP Covers/Glands 1pk M25/5pk M20 Cover and Gland/2pk M16 Cover Ground Kit	Q8N47A
Notes:	This is a collection of extra covers and cabling glands, replicating what is in the shipping box	
	HPE Aruba Networking Outdoor AP Metric to Standard M20 to 1/2 inch NPT 5-pk Thread Adapter	Q8N48A
Notes:	This is a thread adapter normally used to allow direct interface for 1/2" NPT conduit	

Software

Central

Cloud Services / Access Point Foundation Subscriptions

2, 8	HPE Aruba Networking Central AP Foundation 1-year Subscription E-STU	Q9Y58AAE
2, 8	HPE Aruba Networking Central AP Foundation 3 year Subscription E-STU	Q9Y59AAE
2, 8	HPE Aruba Networking Central AP Foundation 5 year Subscription E-STU	Q9Y60AAE
2, 8	HPE Aruba Networking Central AP Foundation 7 year Subscription E-STU	Q9Y61AAE
2, 8	HPE Aruba Networking Central AP Foundation 10 year Subscription E-STU	Q9Y62AAE

Cloud Services / Access Point Advanced Subscriptions

2, 8	HPE Aruba Networking Central AP Advanced 1 year Subscription E-STU	Q9Y63AAE
------	--	----------

Configuration Information

2, 8	HPE Aruba Networking Central AP Advanced 3 year Subscription E-STU	Q9Y64AAE
2, 8	HPE Aruba Networking Central AP Advanced 5 year Subscription E-STU	Q9Y65AAE
2, 8	HPE Aruba Networking Central AP Advanced 7 year Subscription E-STU	Q9Y66AAE
2, 8	HPE Aruba Networking Central AP Advanced 10 year Subscription E-STU	Q9Y67AAE
On-Prem Services / Access Point Foundation Subscriptions		
3, 8	HPE Aruba Networking Central on Prem AP Foundation 1 year Subscription E-STU	R6U63AAE
3, 8	HPE Aruba Networking Central on Prem AP Foundation 3 year Subscription E-STU	R6U64AAE
3, 8	HPE Aruba Networking Central on Prem AP Foundation 5 year Subscription E-STU	R6U65AAE
3, 8	HPE Aruba Networking Central on Prem AP Foundation 7 year Subscription E-STU	R6U66AAE
3, 8	HPE Aruba Networking Central on Prem AP Foundation 10 year Subscription E-STU	R6U67AAE
On-Prem Services / Access Point Foundation Government Subscriptions		
3	HPE Aruba Networking COP AP Foundation Government 1-year Subscription E-STU	S1P56AAE
3	HPE Aruba Networking COP AP Foundation Government 3-year Subscription E-STU	S1P57AAE
3	HPE Aruba Networking COP AP Foundation Government 5-year Subscription E-STU	S1P58AAE
3	HPE Aruba Networking COP AP Foundation 7-year Government Subscription E-STU	S1P59AAE
3	HPE Aruba Networking COP AP Foundation 10-year Government Subscription E-STU	S1P60AAE
Configuration Rules		
Rule #	Description	SKU
2	Add the Central Cloud Skus to the Catalog as Standalone: HPE Aruba Networking > Network Management > Central > Cloud Services	
3	Add the Central On-Prem Skus to the Catalog as Standalone: HPE Aruba Networking > Network Management > Central > On-Prem Services	
6	Add the Central FedRAMP Service Skus to the Catalog as Standalone: HPE Aruba Networking > Network Management > Central > FedRAMP	
8	For OCA: When configuring the following AP 10-Pack, selection condition for this Subscription should be 0(default) or 10	
	HPE Aruba Networking AP-503 (RW) 10-Pack Dual Radio 2x2:2 Wi-Fi 6 Campus Access Point	S1E83A
	HPE Aruba Networking AP-503 (US) 10-Pack Dual Radio 2x2:2 Wi-Fi 6 Campus Access Point	S1E84A

As-a-Service

Cloud Services / Access Point Foundation Subscriptions		
7	HPE Aruba Networking Central AP Foundation 1 year Subscription SaaS	Q9Y58AAS
7	HPE Aruba Networking Central AP Foundation 3 year Subscription SaaS	Q9Y59AAS
7	HPE Aruba Networking Central AP Foundation 5 year Subscription SaaS	Q9Y60AAS
7	HPE Aruba Networking Central AP Foundation 7 year Subscription SaaS	Q9Y61AAS
7	HPE Aruba Networking Central AP Foundation 10 year Subscription SaaS	Q9Y62AAS
Cloud Services / Access Point Advanced Subscriptions		
7	HPE Aruba Networking Central AP Advanced 1 year Subscription SaaS	Q9Y63AAS
7	HPE Aruba Networking Central AP Advanced 3 year Subscription SaaS	Q9Y64AAS
7	HPE Aruba Networking Central AP Advanced 5 year Subscription SaaS	Q9Y65AAS
7	HPE Aruba Networking Central AP Advanced 7 year Subscription SaaS	Q9Y66AAS
7	HPE Aruba Networking Central AP Advanced 10 year Subscription SaaS	Q9Y67AAS
Configuration Rules		
Rule#	Description	SKU
7	For IRIS reference only. No action required for OCX and Clic	



Technical Specifications

AP-570 Series specifications

Hardware Variants

- **AP-574**
 - 5 GHz: Four Nf connectors for external antenna operation
 - 2.4 GHz Two Nf connectors for external antenna operation
 - BLE/Zigbee: Integrated omnidirectional antenna and peak gain of 4.2dBi
- **AP-575**
 - Built in Omni Directional Antennas
 - 5 GHz Antennas 5dBi
 - 2.4 GHz Antennas 3.4dBi
 - BLE/Zigbee: Integrated omnidirectional antenna and the peak gain of 6dBi
- **AP-577**
 - Built in 90°H x 90°V Directional Antennas
 - 5 GHz Antennas 5.6dBi
 - 2.4 GHz Antennas 6.8dBi
 - BLE/Zigbee: Integrated omnidirectional antennas with peak gain of 8.4dBi

Wi-Fi Radio Specifications

- AP type: Outdoor Hardened, Wi-Fi 6 dual radio, 5 GHz 4x4 MIMO and 2.4 GHz 2x2 MIMO
- Software-configurable dual radio supports 5 GHz (Radio 0) and 2.4 GHz (Radio 1) 5 GHz.
- Four spatial stream Single User (SU) MIMO for up to 4.8 Gbps wireless data rate to individual 4SS HE160 Wi-Fi 6 client device (max)
- Two spatial stream Single User (SU) MIMO for up to 1.2 Gbps wireless data rate to individual 2SS HE80 Wi-Fi 6 client device (typical)
- Four spatial stream Multi User (MU) MIMO for up to 4.8 Gbps wireless data rate to up to four 1SS or two 2SS HE160 Wi-Fi 6 DL-MU-MIMO capable client devices simultaneously (max)
- Four spatial stream Multi User (MU) MIMO for up to 2.4 Gbps wireless data rate to up to four 1SS or two 2SS HE80 Wi-Fi 6 DL-MU-MIMO capable client devices simultaneously (typical) 2.4 GHz
- Two spatial stream Single User (SU) MIMO for up to 575 Mbps wireless data rate to individual 2SS HE40 Wi-Fi 6 client device (max)
- Two spatial stream Single User (SU) MIMO for up to 287 Mbps wireless data rate to individual 2SS HE20 Wi-Fi 6 client device (typical)
- Support for up to 512 associated client devices per radio, and up to 16 BSSIDs per radio
 - Supported frequency bands (country-specific restrictions apply): 2.400 to 2.4835 GHz (ISM)
 - 5.150 to 5.250 GHz (U-NII-1)
 - 5.250 to 5.350 GHz (U-NII-2A)
 - 5.470 to 5.725 GHz (U-NII-2C)
 - 5.725 to 5.850 GHz (U-NII-3/ISM)
 - 5.850 to 5.875 GHz (U-NII-4)
- Available channels: Dependent on configured regulatory domain
- Dynamic frequency selection (DFS) optimizes the use of available RF spectrum
- Supported radio technologies:
 - 802.11b: Direct-sequence spread-spectrum (DSSS)
 - 802.11a/g/n/ac: Orthogonal frequency-division multiplexing (OFDM)
 - 802.11ax: Orthogonal frequency-division multiple access (OFDMA) with up to 16 resource units (RU)
- Supported modulation types:
 - 802.11b: BPSK, QPSK, CCK
 - 802.11a/g/n: BPSK, QPSK, 16-QAM, 64-QAM, 256-QAM (proprietary extension)
 - 802.11ac: BPSK, QPSK, 16-QAM, 64-QAM, 256-QAM, 1024 QAM (proprietary extension)
 - 802.11ax: BPSK, QPSK, 16-QAM, 64-QAM, 256-QAM, 1024 QAM

Technical Specifications

- 802.11n high-throughput (HT) support: HT20/40
- 802.11ac very high throughput (VHT) support: VHT20/40/80/160
- 802.11ax high efficiency (HE) support: HE20/40/80/160
- Supported data rates (Mbps): 802.11b: 1, 2, 5.5, 11
 - 802.11a/g: 6, 9, 12, 18, 24, 36, 48, 54
 - 802.11n (2.4 GHz): 6.5 to 300 (MCS0 to MCS15, HT20 to HT40)
 - 802.11n (5 GHz): 6.5 to 600 (MCS0 to MCS31, HT20 to HT40)
 - 802.11ac: (5 GHz): 6.5 to 3,467 (MCS0 to MCS9, NSS = 1 to 4 for VHT20 to VHT160)
 - 802.11ax (2.4 GHz): 8.6 to 574 (MCS0 to MCS11, NSS = 1 to 2, HE20 to HE40)
 - 802.11ax (5 GHz): 8.6 to 4803 (MCS0 to MCS11, NSS = 1 to 4, HE20 to HE160)
- 802.11n/ac/ax packet aggregation: A-MPDU, A-MSDU
- Transmit power: Configurable in increments of 0.5 dBm
- Maximum (conducted) transmit power (limited by local regulatory requirements):
 - 2.4 GHz band: +22 dBm per chain, +25 dBm aggregate (2x2)
 - 5 GHz band: +22 dBm per chain, +28 dBm aggregate (2x2)
 - Note: conducted transmit power levels exclude antenna gain.
- Maximum EIRP (limited by local regulatory requirements):
 - 2.4 GHz band: 574: 25 + Antenna Gain + TxBF Gain
 - 575: 29.0 dBm EIRP
 - 577: 34.4 dBm EIRP
 - 5 GHz band: 574: 28 + Antenna Gain + TxBF Gain
 - 575: 32.6 dBm EIRP
 - 577: 36 dBm EIRP
- Advanced Cellular Coexistence (ACC) minimizes the impact of interference from cellular networks
- Maximum ratio combining (MRC) for improved receiver performance
- Cyclic delay/shift diversity (CDD/CSD) to enable the use of multiple transmit antennas
- Short guard interval for 20-MHz, 40-MHz, 80-MHz and 160-MHz channels
- Space-time block coding (STBC) for increased range and improved reception
- Low-density parity check (LDPC) for high-efficiency error correction and increased throughput
- Transmit beam-forming (TxBF) for increased signal reliability and range
- 802.11mc Fine Timing Measurement (FTM) for precision distance ranging

Power

- Maximum (worst-case) power consumption:
- PoE powered (dual ports): 32.0W
- PoE powered (single port, full function): 26.1W
- Maximum (worst-case) power consumption in idle mode: 14.0W (single PoE) or 16.0W (dual PoE)
- Maximum (worst-case) power consumption in deep-sleep mode: 2.9W (single PoE) or 3.9W (dual PoE)
- The access points supports Power over Ethernet (PoE; on port E0 and/or E1)
- When PoE power is supplied to both Ethernet ports, the access points can be configured to combine or prioritize power sources
- Power sources are sold separately; see the ordering Information section below for details
- When powered by 1x 802.3at (class 4) PoE and with the IPM feature disabled, the AP will disable the other Ethernet port. In the same configuration but with IPM enabled, the AP will start up in unrestricted mode, but may dynamically apply restrictions depending on the PoE budget and actual power. The feature restrictions and order can be programmed.
- Operating the AP with single or dual 802.3af (class 3 or lower) PoE source is not supported.

Additional Interfaces

- E0: HPE SmartRate port (RJ-45)
 - Auto-sensing link speed (100/1000/2500BASE-T) and MDI/MDIX
 - 2.5Gbps speed complies with NBase-T and 802.3bz specifications

Technical Specifications

- PoE-PD: 48Vdc (nominal) 802.3at/bt (Class 4 or higher)
 - 802.3az Energy Efficient Ethernet (EEE)
 - E1: 100/1000BASE-T (RJ-45)
 - Auto-sensing link speed and MDI/MDIX
 - 802.3az Energy Efficient Ethernet (EEE)
 - PoE-PD: 48Vdc (nominal) 802.3at/bt (Class 4 or higher)
 - Link Aggregation (LACP) support between both network ports for redundancy and increased capacity
 - Bluetooth 5 and 802.15.4 radio
 - 2.4 GHz
 - Bluetooth 5: up to 8dBm transmit power and -95dBm receive sensitivity
 - Zigbee: up to 8 dBm transmit power and -97dBm receive sensitivity
 - Up to 4dBm transmit power (class 2) and -91 dBm receive sensitivity
 - Visual indicator (multi-color LED): For system and radio status
 - Reset button: Factory reset (during device power up)
 - USB-C console interface
-

Mounting

- Optional mounting kits:
 - AP-OUT-MNT-V1A: Outdoor Pole/Wall Long Mount Kit
 - AP-270-MNT-V2: Outdoor Pole/Wall Short Mount Kit
 - AP-270-MNT-H1: Outdoor AP Hanging or Tilt Install Mount Kit
 - AP-270-MNT-H2: Outdoor Flush Wall or Ceiling Mount
 - AP-270-MNT-H3: Outdoor AP Hanging or Dual-Tilt Install Mount Kit
-

Mechanical

- AP-574
 - Dimensions/weight (excluding mount):
 - 24 cm (W) x 24 cm (D) x 19 cm (H)/9.4" (W) x 9.4" (D) x 7.5" (H)
 - 2.7 kg/6.0 lbs
 - AP-575
 - Dimensions/weight (excluding mount):
 - 24 cm (W) x 24 cm (D) x 27 cm (H)/9.4" (W) x 9.4" (D) x 10.6" (H)
 - 2.5 kg/5.6 lbs
 - AP-577
 - Dimensions/weight (excluding mount):
 - 23 cm (W) x 22 cm (D) x 14 cm (H)/9.0" (W) x 8.7" (D) x 5.6" (H)
 - 2.1 kg/4.6 lbs
-

Environmental

- Operating:
 - Temperature: -40° C to +65° C (-40° F to +149° F) with full solar loading
 - Humidity: 5% to 93% non-condensing internal
 - Rated for operation in all weather conditions
- Storage and transportation:
 - Temperature: -40° C to +70° C (-40° F to +158° F)
- Operating Altitude: 3,000 m
- Water and Dust
 - IP66/67
- Salt Tolerance
 - Tested to ASTM B117-07A Salt Spray 200hrs



Technical Specifications

- Wind Survival: Up to 165 Mph
 - Shock and Vibration ETSI 300-19-2-4
-

Regulatory

- FCC/ISED
- CE Marked
- RED Directive 2014/53/EU
- EMC Directive 2014/30/EU
- Low Voltage Directive 2014/35/EU
- IEC/EN/UL 62368-1
- EN 60601-1-1, EN60601-1-2
- Railway Certs:
 - EN 50155:2017—Railway Applications
 - EN 50121-1:2017—Railway EMC
 - EN 50121-3-2—Railway EMC
 - EN 50121-4:2016—Railway Immunity
 - IEC 61373 ed2:2008—Railway Shock and Vibration

For more country-specific regulatory information and approvals, please see your HPE Aruba Networking representative.

Regulatory model numbers

- AP-574: APEX0574
 - AP-575: APEX0575
 - AP-577: APEX0577
-

Certifications

- CB Scheme Safety, cTUVus
 - UL2043 plenum rating
 - Wi-Fi Alliance certified 802.11a/b/g/n/
 - Wi-Fi Alliance certified Wi-Fi 6 (802.11ax)
 - Wi-Fi CERTIFIED™ ac (with wave 2 features)
 - Wi-Fi CERTIFIED Location™
-

Warranty

HPE Aruba Networking's hardware limited lifetime warranty.

Minimum operating system software

- HPE Aruba Networking Operating System and HPE Aruba Networking InstantOS 8.7.0.0
 - HPE Aruba Networking Operating System 10.2.0.0
-



Technical Specifications

RF Performance Table		
	Maximum transmit power (dBm) per transmit chain	Receiver sensitivity (dBm) per receive chain
2.4 GHz, 802.11b		
1 Mbps	22	-97
11 Mbps	22	-89
2.4 GHz, 802.11g		
6 Mbps	22	-94
54 Mbps	20	-76
2.4 GHz, 802.11n/ac HT20		
MCS0	22	-93
MCS8	19	-72
2.4 GHz, 802.11ax HE20		
MCS0	22	-93
MCS11	17	-62
5 GHz, 802.11a		
6 Mbps	22	-95
54 Mbps	20	-76
5GHz, 802.11n/ac HT20/VHT20		
MCS0	22	-94
MCS8	19	-72
5GHz, 802.11n/ac HT40/VHT40		
MCS0	22	-92
MCS9	19	-68
5GHz, 802.11ac VHT80		
MCS0	22	-90
MCS9	19	-65
5GHz, 802.11ac VHT160		
MCS0	22	-84
MCS9	19	-59
5GHz, 802.11ax HE20		
MCS0	22	-94
MCS11	17	-62
5GHz, 802.11ax HE40		
MCS0	22	-91
MCS11	17	-60
5GHz, 802.11ax HE80		
MCS0	22	-87
MCS11	17	-57
5GHz, 802.11ax HE160		
MCS0	22	-85
MCS11	17	-53

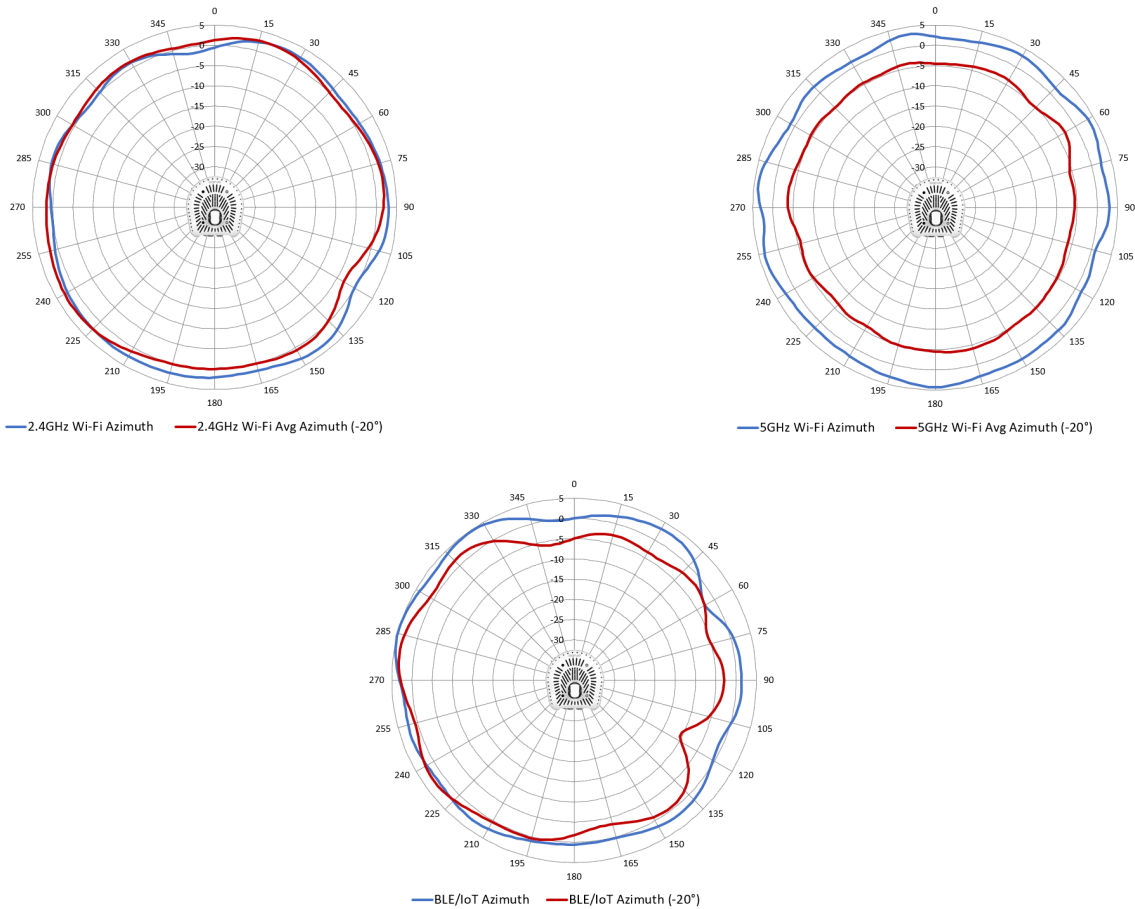
Notes: Maximum capability of the hardware provided (excluding antenna gain). Maximum transmit power is limited by local regulatory settings.



Technical Specifications

Antenna Patterns AP-575
Horizontal Planes (Azimuth, Top View)

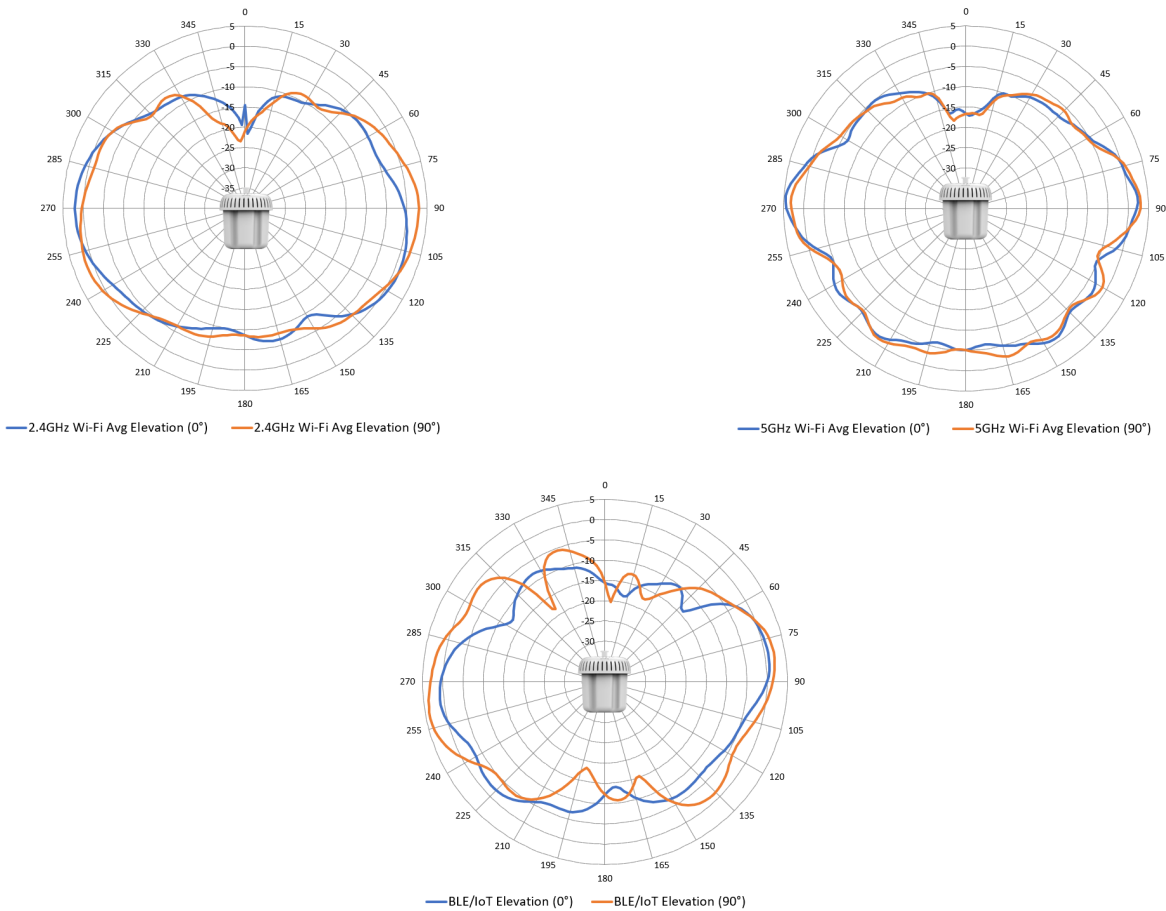
Showing top-view azimuth (0 degrees) and 20 degree downtilt patterns (averaged patterns for all applicable antennas and frequencies within the bands)



Technical Specifications

Vertical Planes (Elevation, Side View Radome Facing Down)

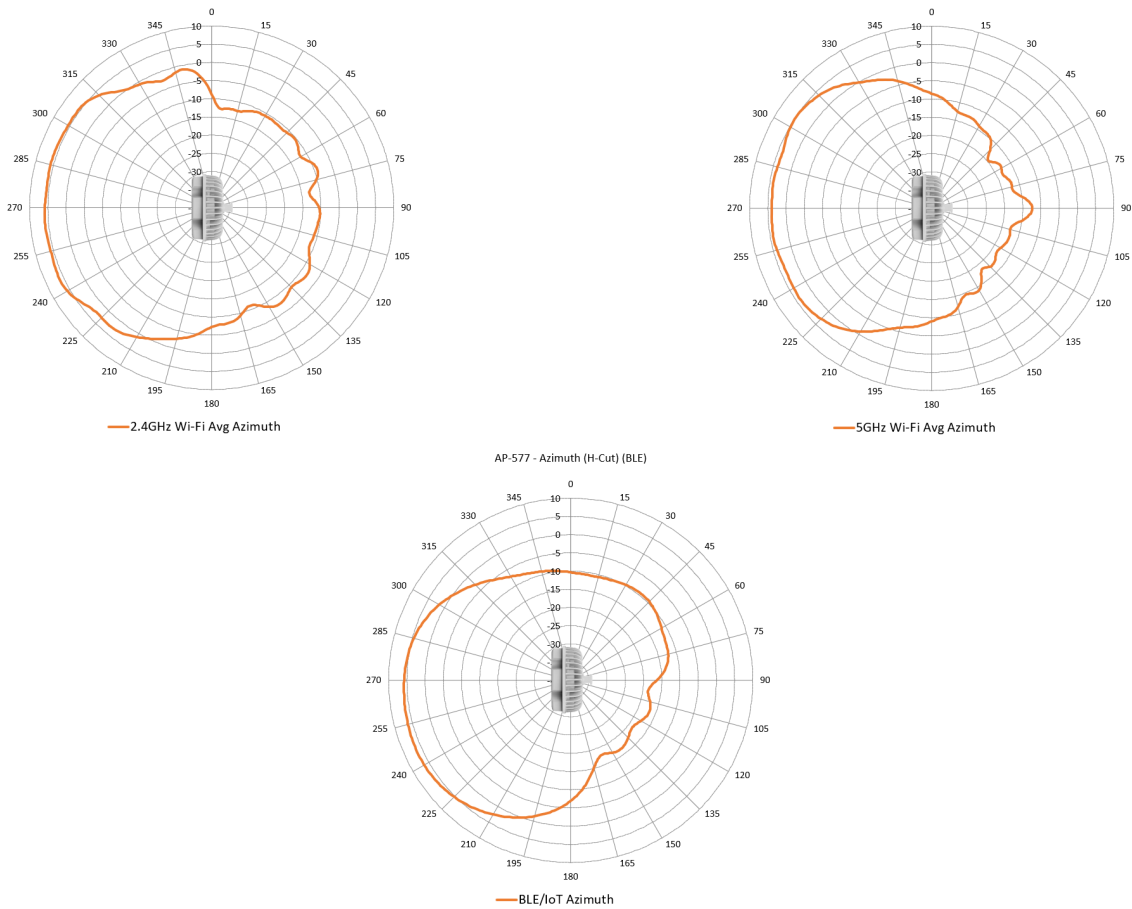
Showing side-view with access point rotated 0 and 90 degrees (averaged patterns for all applicable antennas and frequencies within the bands)



Technical Specifications

Antenna Patterns AP-577
Horizontal Planes (Azimuth, Top View, Radome Facing Left)

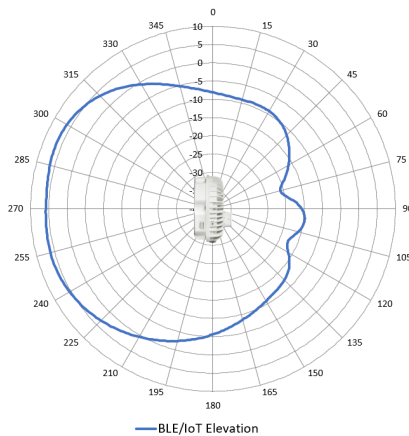
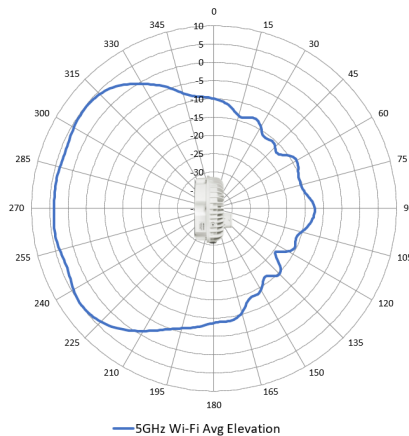
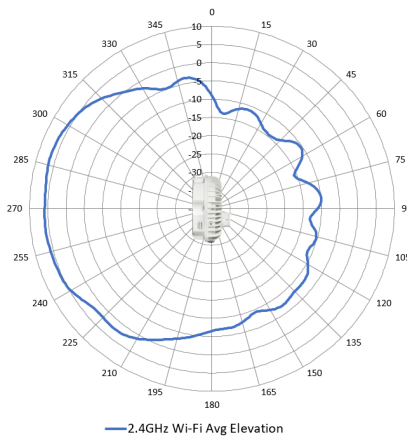
Showing top-view patterns (averaged patterns for all applicable antennas and frequencies within the bands)



Technical Specifications

Vertical Planes (Elevation, Side View, Radome Facing Left)

Showing side-view patterns (averaged patterns for all applicable antennas and frequencies within the bands)




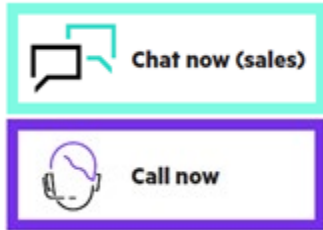
Summary of Changes

Date	Version History	Action	Description of Change
28-Jul-2025	<u>Version 14</u>	Changed	Update survey link.
07-Apr-2025	<u>Version 13</u>	Changed	Overview, Standard Features, Configuration Information, Technical Specifications sections were updated.
21-Jan-2025	<u>Version 12</u>	Changed	Standard Features section was updated.
16-Dec-2024	<u>Version 11</u>	Changed	QuickSpecs was updated.
04-Dec-2023	<u>Version 10</u>	Changed	Series name was updated.
16-Oct-2023	<u>Version 9</u>	Changed	Configuration Information section was updated
07-Aug-2023	<u>Version 8</u>	Changed	Configuration Information section was updated.
21-Nov-2022	<u>Version 7</u>	Changed	Configuration Information section was updated.
01-Aug-2022	<u>Version 6</u>	Changed	Configuration Information section was updated.
06-Dec-2021	<u>Version 5</u>	Changed	SKUs were added in Configuration Information section
15-Mar-2021	<u>Version 4</u>	Changed	SKUs were added in Configuration Information section
02-Nov-2020	<u>Version 3</u>	Changed	Configuration Information section was updated. New SKUs were added.
08-Sep-2020	<u>Version 2</u>	Changed	Configuration Information section was updated. New SKUs were added.
04-May-2020	<u>Version 1</u>	New	New QuickSpecs



Copyright

Make the right purchase decision.
Contact our presales specialists.



Shape the Future of QuickSpecs – Your Input Matters

© Copyright 2025 Hewlett Packard Enterprise Development LP. The information contained herein is subject to change without notice. The only warranties for Hewlett Packard Enterprise products and services are set forth in the express warranty statements accompanying such products and services. Nothing herein should be construed as constituting an additional warranty. Hewlett Packard Enterprise shall not be liable for technical or editorial errors or omissions contained herein.

To learn more, visit: <http://www.hpe.com/networking>

a00056659enw - 16341 - Worldwide - V14 - 28-July-2025

